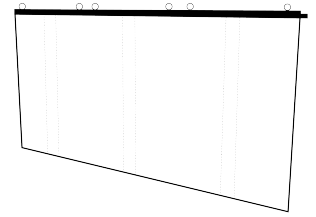



# Window Series

## Indoor



High-transparency installation  
LED panel for creative and  
commercial applications.



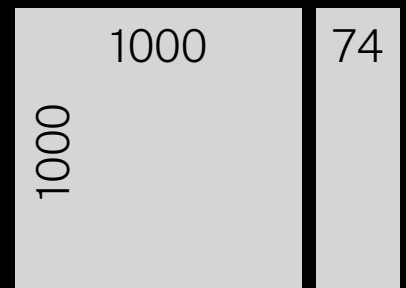
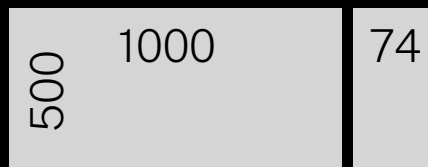
### Key Features

- Custom-Size Cabinet Options
- 100% Front or Rear Access
- Silver/Black Finish
- Framed/Open Versions
- Custom Brightness Option
- Various LED Options
- High Refresh Rate
- CE

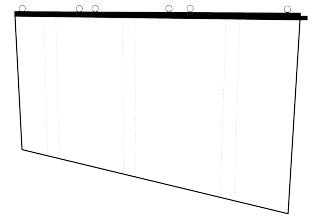
### Dimensions

1000 x 500 x 74mm  
1000 x 1000 x 74mm (Custom only)

(W x H x D)



# Window Series Indoor



Product Ref.	DLW-WIN-FXI-P-Y-C			[X= R/F (Rear/Front) Y= F/O (Framed/Open) C= S/B (Silver/Black)]
Pixel Pitch (P)	3.91-7.81mm	7.81-7.81mm	5.2-10.4mm	
LED Type	SMD2020			
Module Size	500 x 125mm			
Module Resolution (WxH)	128 x 16 dots	64 x 16 dots	96 x 12 dots	
Dots Per Modules	2,048 dots	1,024 dots	1,152 dots	
Scan Mode	1/16	1/7	1/10	
Cabinet Size (WxH)	1000 x 500 x 74mm or 1000 x 1000 x 74mm			
Cabinet Resolution (WxH)	256 x 64 / 256 x 128 dots	128 x 64 / 128 x 128 dots	192 x 64 / 192 x 128 dots	
Module Quantity (WxH)	2 x 4 = 8pcs / 2 x 8 = 16pcs			
Pixel Density/Cabinet	16,384 / 32,768 dots	8,192 / 16,384 dots	12,288 / 24,576 dots	
Cabinet Material	Aluminium			
Cabinet Weight	4kg / 7kg			
Max. Brightness	1,000-1,500 nits			
Viewing Angles (WxH)	160° x 140°			
Min. Viewing Distance	≥4m	≥8m	≥8m	
Gray-Scale	16-bits			
Colors	281 Trillion			
Refresh Rate	1,920Hz-3,840Hz			
Input Voltage	100-240V / 50-60Hz			
Power Consumption (Max/Ave)	400 / 180W/sqm			
MTBF	>10,000Hrs			
Life-Span	≥100,000Hrs			
IP-Rating (Front / Rear)	IP43 / IP43			
Operating Temperatures	- 10°C to +45°C			
Operating Humidity	10% to 90% RH			
Control System	Colorlight/Novastar-Synchronous/Asynchronous			